


QUARTERLY REPORT OF REVENUE AND OTHER RECEIPTS
As at the Quarter Ending September 30, 2019


Department : Department of Energy (DOE)
Agency : Office of the Secretary
Operating Unit : < not applicable >
Organization Code : 09 001 0000000
Fund Cluster : 01 - Regular Agency Fund

Classification/Sources of Revenue and Other Receipts	UACS CODE	REVENUE TARGET (Annual) per BESF	Actual Revenue and Other Receipts Collections					Cumulative Remittance/Deposits to Date			Variance		Remarks
			1st Quarter Ending March 31	2nd Quarter Ending June 30	3rd Quarter Ending Sept. 30	4th Quarter Ending Dec. 31	Total	Remittance to BTr	Deposited with AGDB	TOTAL	Amount	%	
1	2	3	4	5	6	7	8=[(6+(-)7)-8+9]	9	10	11=(9+10)	12=(8-3)	13=(12/3)	14
Regular Agency Fund		25,000.00	25,566.23	6,235.81	29,536.53	0.00	61,338.57	61,338.57	0.00	61,338.57	36,338.57	145 %	
Non-Revenue Collections/Other Receipts		0.00	0.00	0.00	0.00	0.00	0.00	0.00	0.00	0.00	0.00	0 %	
Not Applicable		0.00	0.00	0.00	0.00	0.00	0.00	0.00	0.00	0.00	0.00	0 %	
Not Applicable		0.00	0.00	0.00	0.00	0.00	0.00	0.00	0.00	0.00	0.00	0 %	
Other Service Income	4020199099	0.00	0.00	0.00	0.00	0.00	0.00	0.00	0.00	0.00	0.00	0 %	
Revenue Collections		25,000.00	25,566.23	6,235.81	29,536.53	0.00	61,338.57	61,338.57	0.00	61,338.57	36,338.57	145 %	
Non-Cash Revenue		25,000.00	25,566.23	6,235.81	29,536.53	0.00	61,338.57	61,338.57	0.00	61,338.57	36,338.57	145 %	
Non-Tax		25,000.00	25,566.23	6,235.81	29,536.53	0.00	61,338.57	61,338.57	0.00	61,338.57	36,338.57	145 %	
Other Service Income	4020199099	25,000.00	25,566.23	6,235.81	29,536.53	0.00	61,338.57	61,338.57	0.00	61,338.57	36,338.57	145 %	
TOTAL		25,000.00	25,566.23	6,235.81	29,536.53	0.00	61,338.57	61,338.57	0.00	61,338.57	36,338.57	145 %	


Certified Correct:


MYRNA C. PEÑARANDA
OIC, Chief Accountant
Date: 02 October 2019

Recommending Approval:


ARACELIA S. SOLUTA
Director III, Financial Services
Date: 02 October 2019

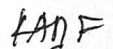
Approved By:


RAUL B. AGUILO, CESO I
Undersecretary
Date: 02 October 2019

This report was generated using the Unified Reporting System on 02/10/2019 08:10 version.FAR5.1.1

Office of the Auditor
Department of Energy

RECEIVED

By: 
Date: 10/10/19 Time: _____

QUARTERLY REPORT OF REVENUE AND OTHER RECEIPTS
As at the Quarter Ending September 30, 2019

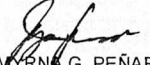
Department : Department of Energy (DOE)
 Agency : Office of the Secretary
 Operating Unit : < not applicable >
 Organization Code : 09 001 0000000
 Fund Cluster : 03 - Special Account - Locally Funded/Domestic Grants Fund

Classification/Sources of Revenue and Other Receipts	UACS CODE	REVENUE TARGET (Annual) per BESF	Actual Revenue and Other Receipts Collections					Cumulative Remittance/Deposits to Date			Variance		Remarks
			1st Quarter Ending March 31	2nd Quarter Ending June 30	3rd Quarter Ending Sept. 30	4th Quarter Ending Dec. 31	Total	Remittance to BTr	Deposited with AGDB	TOTAL	Amount	%	
1	2	3	4	5	6	7	8=[(6+(-)7)-8+9]	9	10	11=(9+10)	12=(8-3)	13=(12/3)	14
Special Account - Locally Funded/Domestic Grants Fund		29,179,507,000.00	7,788,798,641.93	8,078,554,687.60	8,642,090,328.78	0.00	24,509,443,658.31	24,509,357,484.70	0.00	24,509,357,484.70	(4,670,063,341.69)	-16 %	
Revenue Collections		29,179,507,000.00	7,788,798,641.93	8,078,554,687.60	8,642,090,328.78	0.00	24,509,443,658.31	24,509,357,484.70	0.00	24,509,357,484.70	(4,670,063,341.69)	-16 %	
Non-Cash Revenue		29,179,507,000.00	7,788,798,641.93	8,078,554,687.60	8,642,090,328.78	0.00	24,509,443,658.31	24,509,357,484.70	0.00	24,509,357,484.70	(4,670,063,341.69)	-16 %	
Non-Tax		29,179,507,000.00	7,788,798,641.93	8,078,554,687.60	8,642,090,328.78	0.00	24,509,443,658.31	24,509,357,484.70	0.00	24,509,357,484.70	(4,670,063,341.69)	-16 %	
Other Permit Fees	4020101099	131,000.00	159,850.00	177,682.50	164,750.00	0.00	502,282.50	500,982.50	0.00	500,982.50	371,282.50	283 %	The difference between Total of Actual Revenue and Other Receipts Collections to Remittance to BTr pertains to collections on Sept 30, 2019 which were subsequently deposited on Oct 01, 2019
Certification Fees	4020104002	5,485,000.00	2,168,010.00	1,480,650.00	7,989,640.00	0.00	11,638,300.00	11,630,300.00	0.00	11,630,300.00	6,153,300.00	112 %	The difference between Total of Actual Revenue and Other Receipts Collections to Remittance to BTr pertains to collections on Sept 30, 2019 which were subsequently deposited on Oct 01, 2019
Accreditation Fees	4020111001	40,000.00	202,912.50	199,260.00	247,375.00	0.00	649,547.50	649,547.50	0.00	649,547.50	609,547.50	1,524 %	The difference between Total of Actual Revenue and Other Receipts Collections to Remittance to BTr pertains to collections on Sept 30, 2019 which were subsequently deposited on Oct 01, 2019
Other Processing Fees	4020113099	2,913,000.00	1,399,160.00	1,959,485.86	3,016,363.00	0.00	6,375,008.86	6,365,208.86	0.00	6,365,208.86	3,462,008.86	119 %	The difference between Total of Actual Revenue and Other Receipts Collections to Remittance to BTr pertains to collections

Department : Department of Energy (DOE)
 Agency : Office of the Secretary
 Operating Unit : < not applicable >
 Organization Code : 09 001 0000000
 Fund Cluster : 03 - Special Account - Locally Funded/Domestic Grants Fund

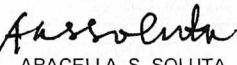
Classification/Sources of Revenue and Other Receipts	UACS CODE	REVENUE TARGET (Annual) per BESF	Actual Revenue and Other Receipts Collections					Cumulative Remittance/Deposits to Date			Variance		Remarks
			1st Quarter Ending March 31	2nd Quarter Ending June 30	3rd Quarter Ending Sept. 30	4th Quarter Ending Dec. 31	Total	Remittance to BTr	Deposited with AGDB	TOTAL	Amount	%	
1	2	3	4	5	6	7	8=([6+(-)7]-8+9]	9	10	11=(9+10)	12=(8-3)	13=(12/3)	14
Fines and Penalties - Service Income	4020114000	4,300,000.00	2,342,200.00	3,447,900.00	4,401,763.89	0.00	10,191,863.89	10,191,863.89	0.00	10,191,863.89	5,891,863.89	137 %	on Sept 30, 2019 which were subsequently deposited on Oct 01, 2019 The difference between Total of Actual Revenue and Other Receipts Collections to Remittance to BTr pertains to collections on Sept 30, 2019 which were subsequently deposited on Oct 01, 2019
Other Service Income	4020199099	4,405,000.00	9,080,500.84	1,550,262.92	5,184,325.37	0.00	15,815,109.13	15,804,709.13	0.00	15,804,709.13	11,410,109.13	259 %	The difference between Total of Actual Revenue and Other Receipts Collections to Remittance to BTr pertains to collections on Sept 30, 2019 which were subsequently deposited on Oct 01, 2019
Share from National Wealth	4040101000	29,162,233,000.00	7,773,446,008.59	8,069,739,426.32	8,621,086,111.52	0.00	24,464,271,546.43	24,464,214,872.82	0.00	24,464,214,872.82	(4,697,961,453.57)	-16 %	The difference between Total of Actual Revenue and Other Receipts Collections to Remittance to BTr pertains to collections on Sept 30, 2019 which were subsequently deposited on Oct 01, 2019
TOTAL		29,179,507,000.00	7,788,798,641.93	8,078,554,687.60	8,642,090,328.78	0.00	24,509,443,658.31	24,509,357,484.70	0.00	24,509,357,484.70	(4,670,063,341.69)	-16 %	

Certified Correct:


 MYRNA G. PENARANDA
 OIC, Chief Accountant


Date: 02 October 2019

Recommending Approval:


 ARACELIA S. SOLUTA
 Director III, Financial Services

Date: 02 October 2019


Approved By:


 PAUL B. AGUILOS, CESQ I
 Undersecretary

Date: 02 October 2019

Office of the Auditor
 Department of Energy

RECEIVED

By: 
 Date: 10/4/19 Time: