

# Energy Investment Briefing Overview

*July 26, 2018  
Oryza Hotel  
Santiago City, Isabela*



# Global & National Development Goals

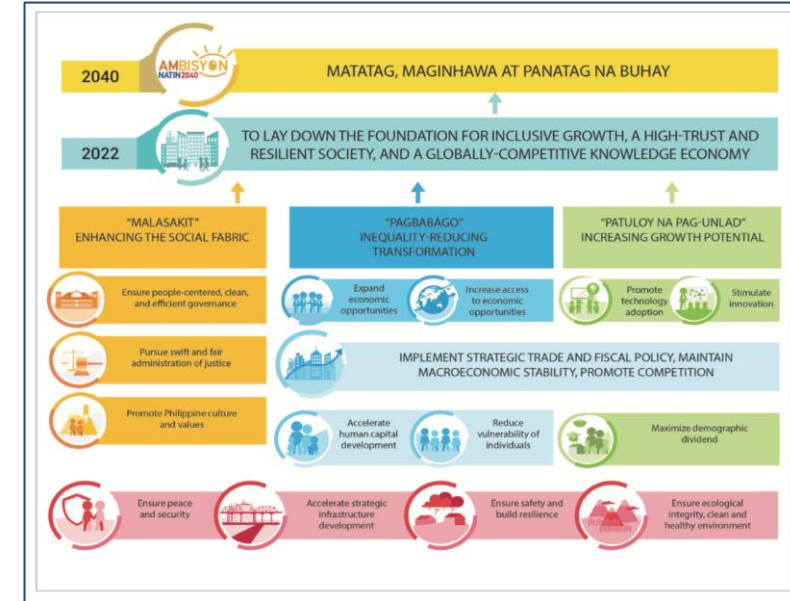


## United Nations Sustainable Development Goals

*Transforming our  
World in 2030*



- End poverty
- Protect the planet
- Enjoy peace & prosperity



## Philippines *Ambisyon 2040*



- Strongly Rooted: Matatag
- Comfortable: Maginhawa
- Secure: Panatag



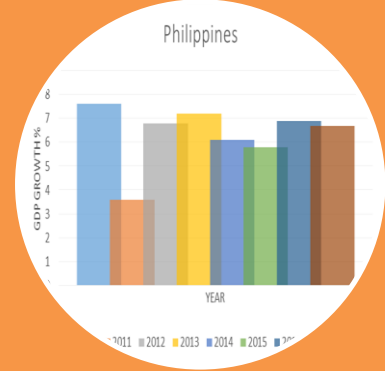
# Energy: Driver for Economic Progress



**Infrastructure  
Projects**



**Job Creation**



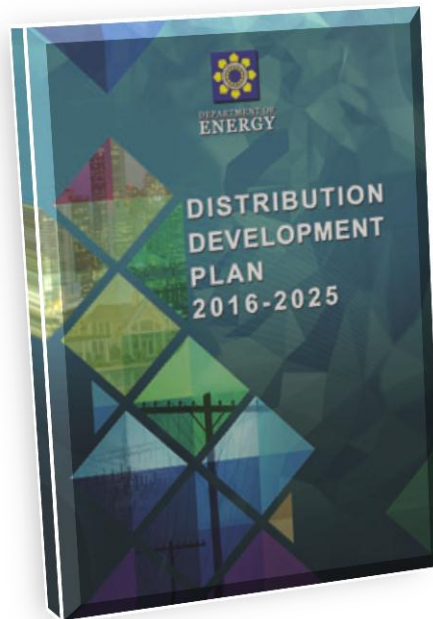
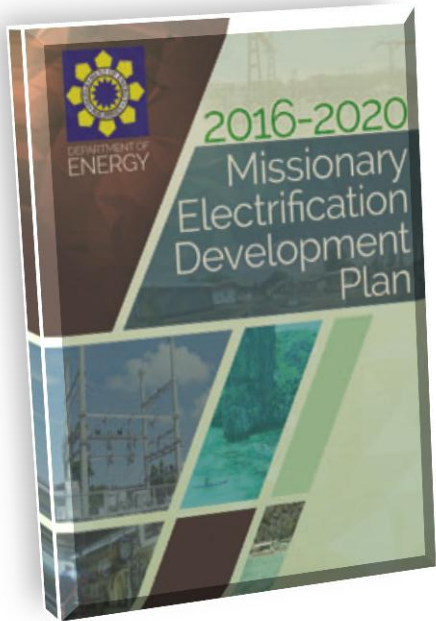


**Economic  
Progress**

**Energy**



# DOE's Power Development Plans

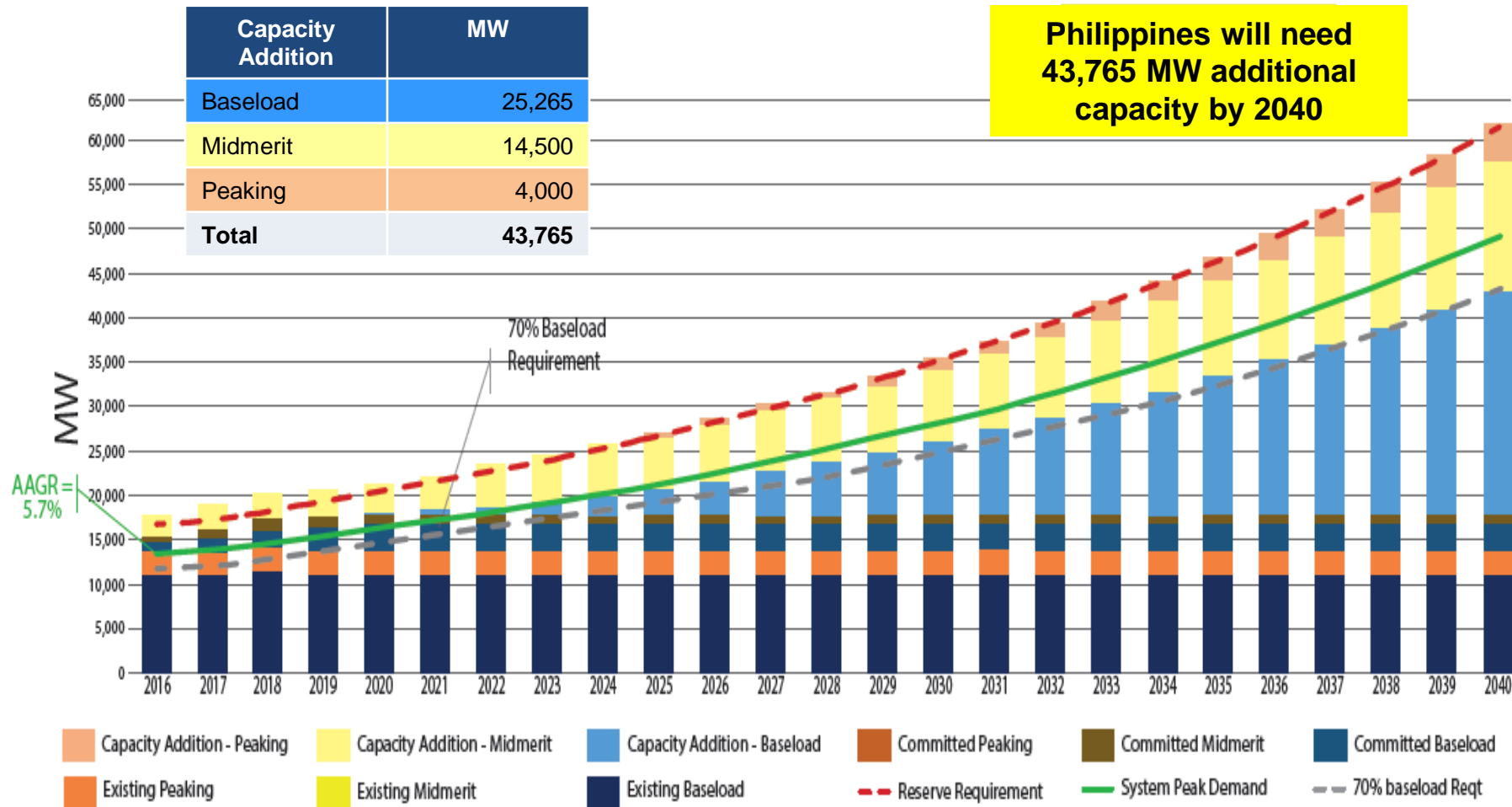


[www.doe.gov.ph](http://www.doe.gov.ph)

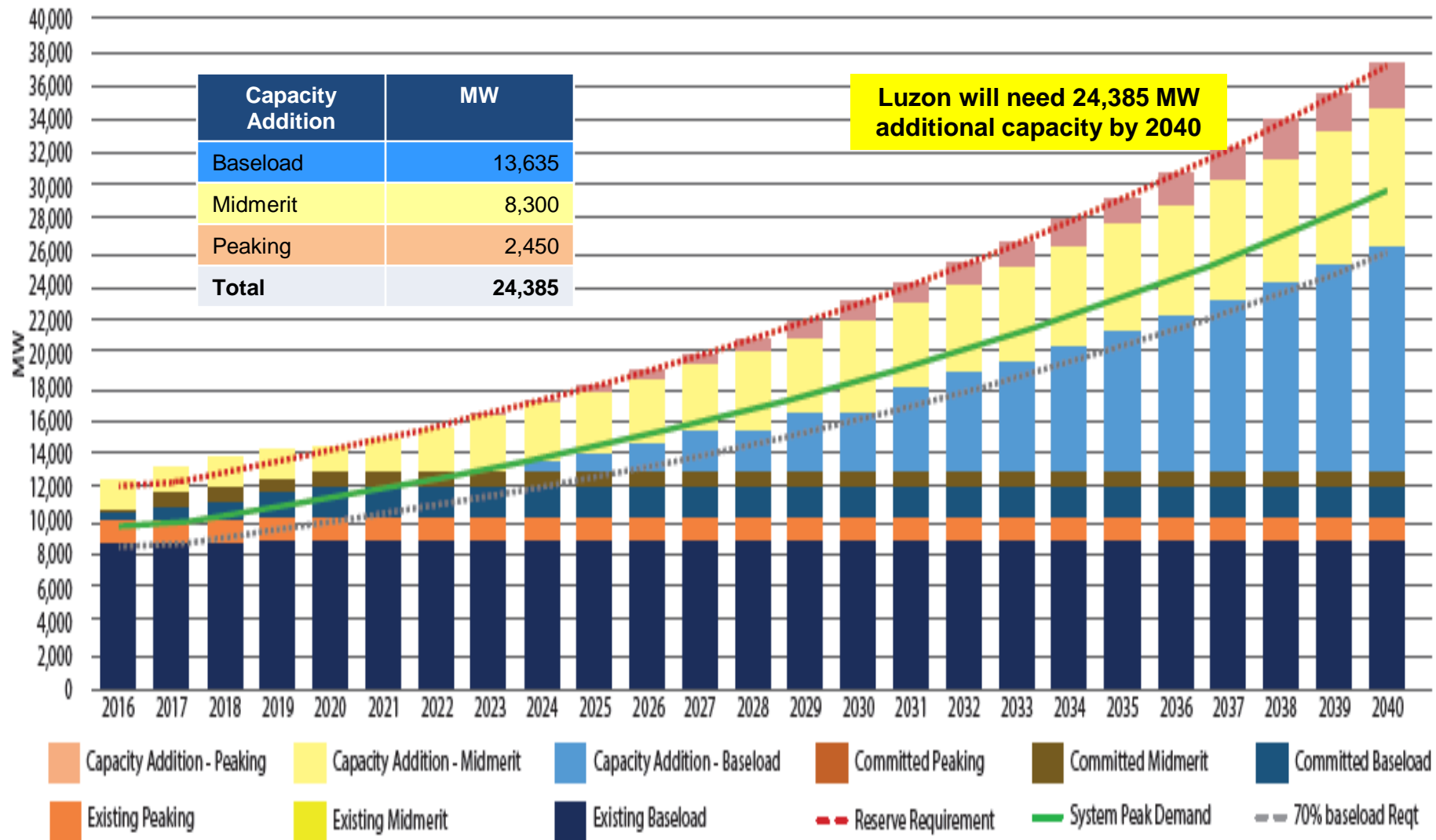


# Power Development Plan to 2040

## Philippines Demand and Supply Outlook, 2016-2040



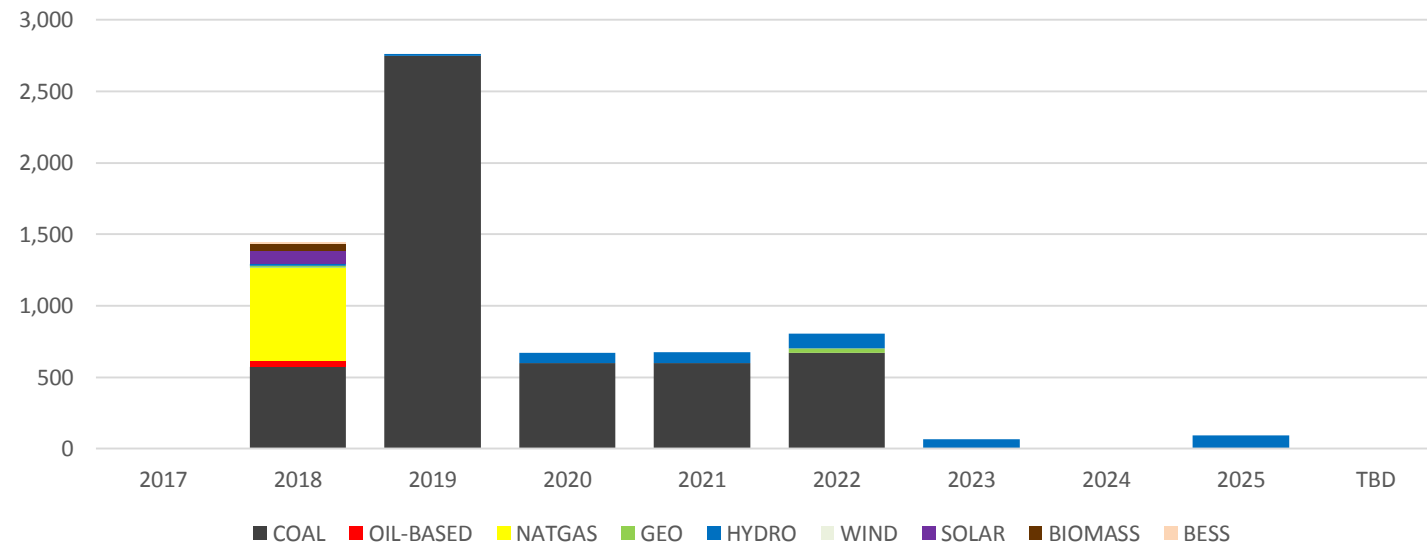
# Luzon Demand and Supply Outlook, 2016 - 2040





# Luzon Committed Power Projects

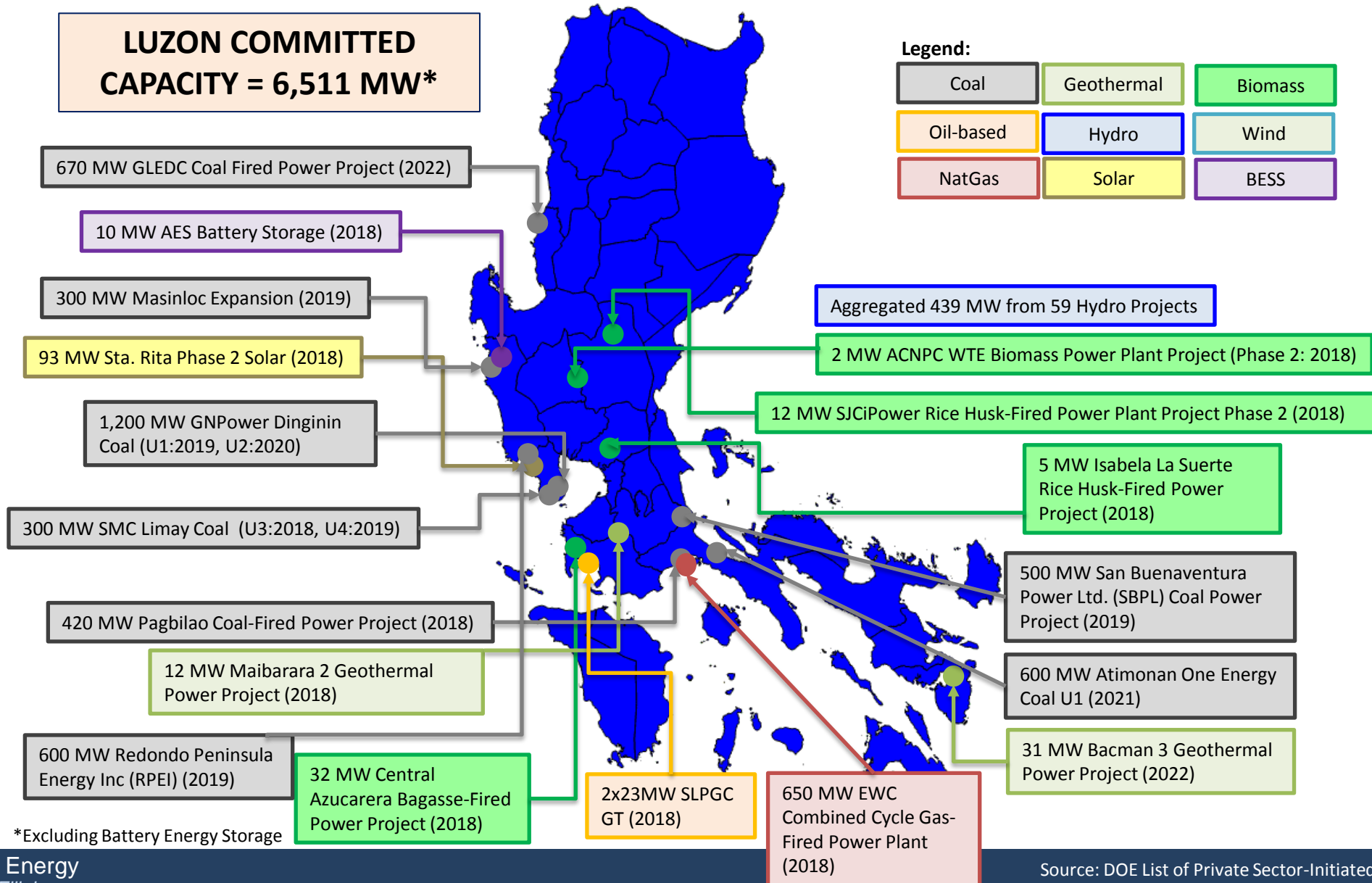
| Plant Type    | 2017 | 2018     | 2019     | 2020   | 2021   | 2022   | 2023  | 2024 | 2025  | TBD  | TOTAL by Type |
|---------------|------|----------|----------|--------|--------|--------|-------|------|-------|------|---------------|
| COAL          | 0    | 570      | 2750     | 600    | 600    | 670    | 0     | 0    | 0     | 0    | 5,190.00      |
| OIL-BASED     | 0    | 46       | 0        | 0      | 0      | 0      | 0     | 0    | 0     | 0    | 46.00         |
| NATGAS        | 0    | 650      | 0        | 0      | 0      | 0      | 0     | 0    | 0     | 0    | 650.00        |
| GEO           | 0    | 12       | 0        | 0      | 0      | 31     | 0     | 0    | 0     | 0    | 43.00         |
| HYDRO         | 0    | 16       | 10       | 68.9   | 75.69  | 105.44 | 67.4  | 3.8  | 92    | 0    | 439.23        |
| WIND          | 0    | 0        | 0        | 0      | 0      | 0      | 0     | 0    | 0     | 0    | 0.00          |
| SOLAR         | 0    | 92.86    | 0        | 0      | 0      | 0      | 0     | 0    | 0     | 0    | 92.86         |
| BIOMASS       | 0    | 49.875   | 0        | 0      | 0      | 0      | 0     | 0    | 0     | 0    | 49.88         |
| BESS          | 0    | 10       | 0        | 0      | 0      | 0      | 0     | 0    | 0     | 0    | 10.00         |
| TOTAL by year | 0.00 | 1,436.74 | 2,760.00 | 668.90 | 675.69 | 806.44 | 67.40 | 3.80 | 92.00 | 0.00 | 6,510.97      |



Note: TBD – To be Determined

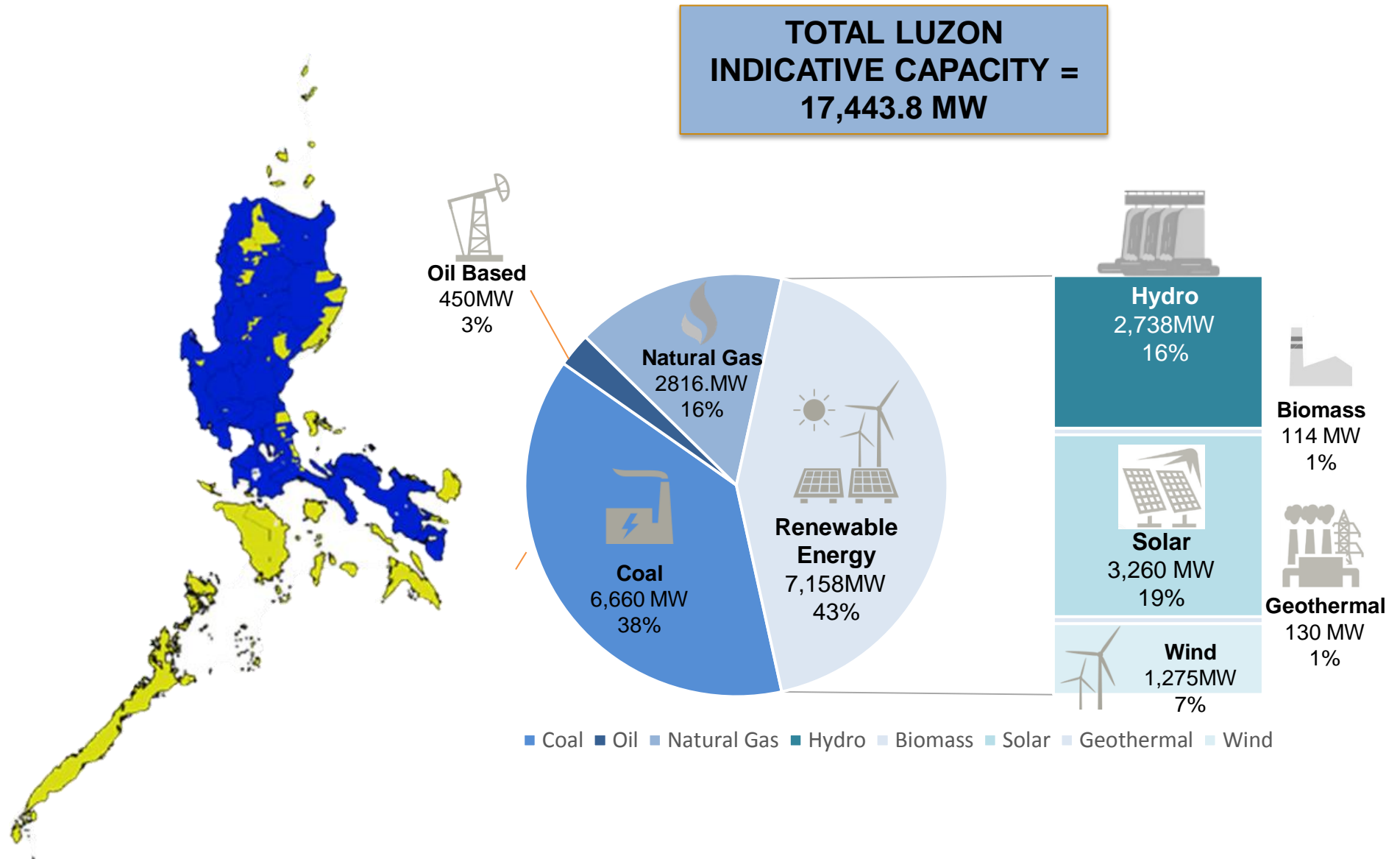


# Luzon Committed Power Projects





# Luzon Indicative Power Projects



# Background

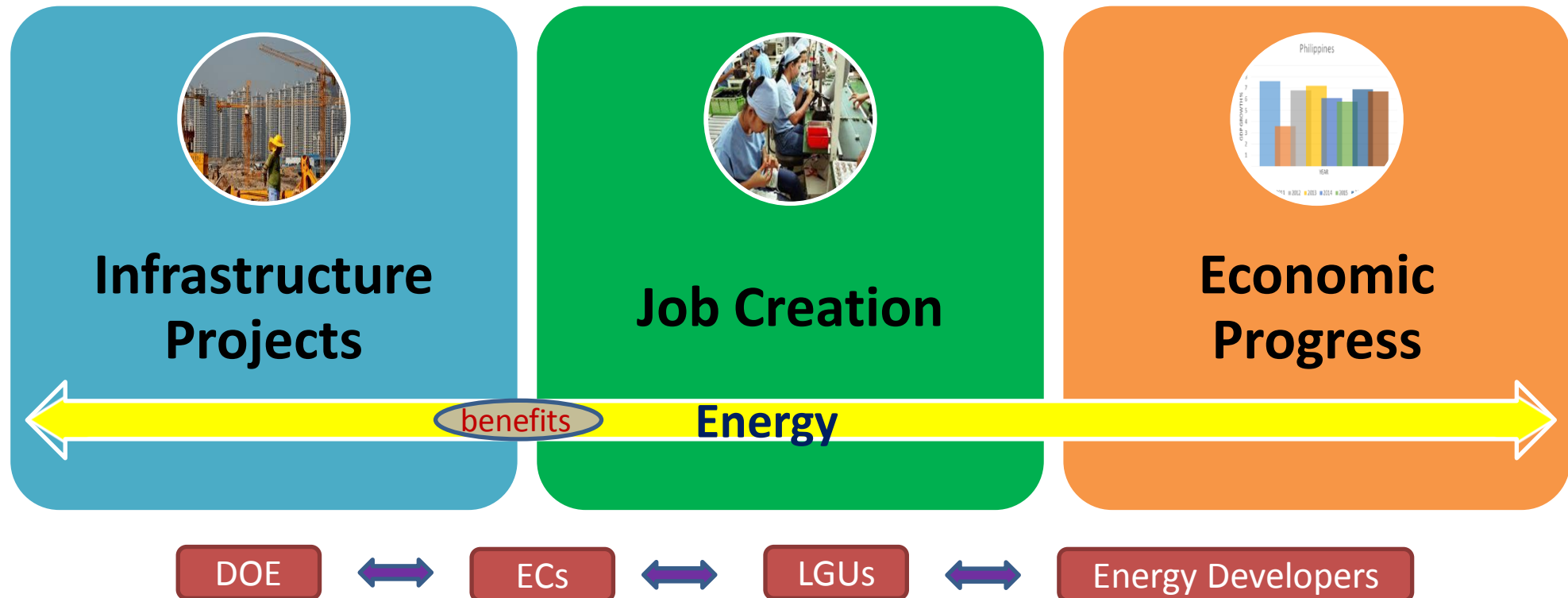
- An offshoot to the annual Energy Investment Forum

| Year | Region         | Area                |
|------|----------------|---------------------|
| 2013 | 10             | Cagayan de Oro City |
|      | 7              | Cebu City           |
| 2014 | 12             | General Santos City |
|      | 6              | Iloilo City         |
|      | 4A and Mindoro | Tagaytay City       |
| 2015 | 1              | Laoag City          |
|      | 7              | Bohol               |
|      | 9              | Davao City          |
| 2016 | 5              | Albay City          |
|      | 3              | Pampanga            |
|      | 8              | Ormoc City          |
| 2018 | 6              | Bacolod City        |
|      | 2              | Santiago City       |



# Objective

- Info sharing and networking with local stakeholders to facilitate doing energy business and pave the entry of more energy investors in the Region



# Topics to be Discussed

---

- ☐ Energy Projects in the Region
- ☐ Power Supply and Demand Outlook
- ☐ Updates on Energy Regulations 1-94
- ☐ Benefits & Roles of LGUs in Hosting an Energy Power Projects
- ☐ Project Registration Procedures



**Thank You!**

# Contact Details

---

## Investment Promotion Office

Department of Energy

Rizal Drive, Bonifacio Global City

Taguig City

Telephone Numbers : (02) 840-2255 (telefax)  
(02) 479-2900 local 389/371

Email address : doe\_ipo@yahoo.com